

LIST OF ALLOTMENTS AND SUB-ALLOTMENTS

As of the Quarter Ending September 30, 2020

(Absolute Value)


Department: Budgetary Support to Government Corporations
 Agency: National Electrification Administration
 Operating Unit: N/A
 Organization Code (UACS): 350150000000
 Fund Cluster: 01 - Regular Agency Fund


Authorization: 01 - Current Year Appropriations
 Report Status: SUBMITTED


| No. | Allotments / Sub-Allotments | | Funding Source | | Allotments | | | | | Sub-Allotment to Regions/Operating | | | | | Total Allotments / Net of Sub-allotments | | | | |
|-----|--|------|----------------|-----------|------------|--------------------------|----|-------|--------------------------|------------------------------------|------|-----|-------|------------------|--|--------------------------|----|-------|--------------------------|
| | Number | Date | Description | UACS Code | PS | MOOE | CO | FINEX | Total | P S | MOOE | C O | FINEX | Total | PS | MOOE | CO | FINEX | Total |
| 1 | 2 | 3 | 4 | 5 | 6 | 7 | 8 | 9 | 10=(6+7+8+9) | 11 | 12 | 13 | 14 | 15=(11+12+13+14) | 16 | 17 | 18 | 19 | 20=(16+17+18+19) |
| | A. Allotments Received From DBM | | | | | | | | | | | | | | | | | | |
| 1 | SARO-BMB-C-20-0001580 | | Subsidies | 1101277 | | 145,837,000.00 | | | 145,837,000.00 | | | | | - | | 145,837,000.00 | | | 145,837,000.00 |
| 2 | SARO-BMB-C-20-0001581 | | Subsidies | 1101277 | | 10,869,482,000.00 | | | 10,869,482,000.00 | | | | | - | | 10,869,482,000.00 | | | 10,869,482,000.00 |
| 3 | SARO-BMB-C-20-0014290 | | Subsidies | 1101277 | | 45,932,228.00 | | | 45,932,228.00 | | | | | - | | 45,932,228.00 | | | 45,932,228.00 |
| 4 | SARO-BMB-C-20-0015240 | | Subsidies | 1101277 | | 486,325,000.00 | | | 486,325,000.00 | | | | | - | | 486,325,000.00 | | | 486,325,000.00 |
| 5 | SARO-BMB-C-20-0015344 | | Subsidies | 1101277 | | 100,000,000.00 | | | 100,000,000.00 | | | | | - | | 100,000,000.00 | | | 100,000,000.00 |
| | Sub-total | | | | | 11,647,576,228.00 | - | - | 11,647,576,228.00 | | - | - | - | - | - | 11,647,576,228.00 | - | - | 11,647,576,228.00 |
| | B. Sub-allotments received from Central Office/Regional Office | | | | | | | | | | | | | | | | | | |
| | Total Allotments | | | | | 11,647,576,228.00 | - | - | 11,647,576,228.00 | | - | - | - | - | - | 11,647,576,228.00 | - | - | 11,647,576,228.00 |
| | Summary by Funding Source Code: | | | | | | | | | | | | | | | | | | |
| | | | Subsidies | 1101277 | | 11,647,576,228.00 | - | - | 11,647,576,228.00 | | - | - | - | - | - | 11,647,576,228.00 | - | - | 11,647,576,228.00 |

Prepared by:

IMEE G. APOSTOL
 Chief Corporate Accountant A
 Financial Planning and Control Division

Checked and reviewed by:

ARSENIA M. SACDALAN
 Acting Manager
 Financial Planning and Control Division

Certified Correct:

MILAGROS A. ROBLES
 Acting Department Manager
 Finance Services

Recommending Approval:

SONIA B. SAN DIEGO
 Deputy Administrator
 Corporate Resources and Financial Services

Approved by:

EDGARDO R. MASONGSONG
 Administrator

Notes: